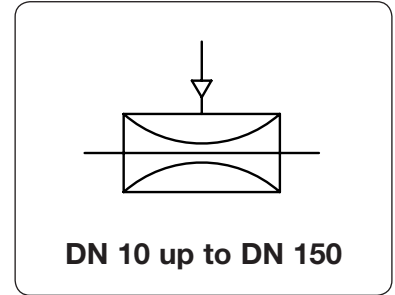


Description	The flow control valve functions as a pinch valve in a new design of housing with full flow cross-section. Since the straight valve passage has neither constrictions nor back-points, there is no danger of clogging or blockage. Frictional loss is at a minimum.
Media	Compressed air, non-corrosive gases, liquids or other paste-like or powdery media. Solids are enclosed by the flexible sleeve at shut-off.
Sleeve	Highly flexible with double-woven reinforcement in eight different grades. Sleeve simple to change.
Pressures	Operating pressure: max. 4.0 bar Pilot pressure: max. 6.5 Differential pressure: max. 2.5 bar Closing pressure: $P_1 + 2.5$ bar to DN 32, $P_1 + 2$ bar from DN 40 on
Vacuum	If vacuum is greater than -100 mbar, vacuum compensation should be provided on the control side.
Accuracy	In the flow range of 0 to 70% the accuracy of the linearity of pilot pressure to flow is approx. 10%.
Mounting position	any
Temperature range	0 °C to max. 100 °C / 32 °F to max. 212 °F, subject to sleeve material
Material	Body: POM at QP or aluminium die-cast at QS Sleeve: depending on selected version



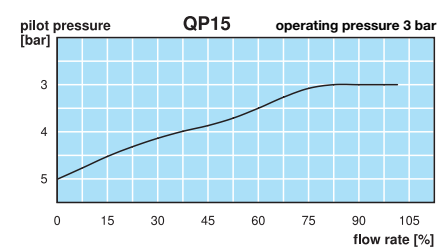
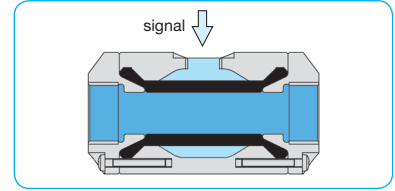
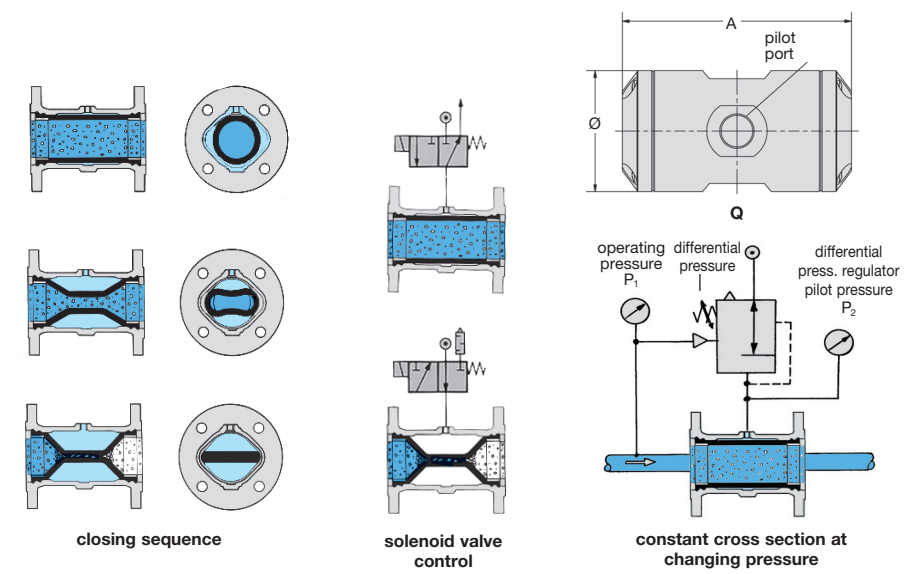
Dimensions		Nominal size	Volume of control chamber	Pilot port	Operating pressure	Connection thread	Order number
A	Ø	DN	l	G	max. bar	G / flange	
mm	mm						

Flow control valve		operating pressure max. 4 bar, pilot pressure max. 2.5 bar above operating pressure				Q	
80	44	10	0.03	G¼	4	G¾	QP10 -03NR
95	50	15	0.04	G¼	4	G½	QP15 -04NR
110	58	20	0.05	G¼	4	G¾	QP20 -06NR
125	65	25	0.07	G¼	4	G1	QP25 -08NR
140	83	32	0.10	G¼	4	G1¼	QP32 -10NR
150	95	40	0.13	G¼	4	G1½	QP40 -12NR
200	100	50	0.23	G¼	4	G2	QS50 -16NR
240	134	65	0.49	G¼	4	G2½	QS65 -20NR
290	154	80	0.95	G¼	4	G3	QS80 -24NR
280	220	100	1.80	G¾	4	flange	QS100-FLNR
350	250	125	3.30	G¾	4	flange	QS125-FLNR
420	285	150	6.40	G¾	4	flange	QS150-FLNR



Special options, add the appropriate letter

flange connection	according to DIN 2532, PN10	from G1¼ on	Q . . . -FL . .
sleeve NR	natural rubber, black	80 °C / 176 °F	Q NR
sleeve NRL	rubber, suitable for food, black	70 °C / 158 °F	Q NL
sleeve NRLH	rubber, suitable for food, light	70 °C / 158 °F	Q NH
sleeve NBR	nitrile rubber / Buna-N, suitable for food	80 °C / 176 °F	Q NB
sleeve EPDM	ethylene-propylene rubber, suitable for food, black	100 °C / 212 °F	Q EP
sleeve FKM	fluorine rubber, black	100 °C / 212 °F	Q FK
sleeve CR	chloroprene rubber / neoprene, black	80 °C / 176 °F	Q CR
sleeve CSM	natural rubber, chlorosulphonyl polyethylene	80 °C / 176 °F	Q CS



Stainless steel pinch valves: see chapter for stainless steel devices

PDF CAD
www.aircom.net

Order example:
QP10-03NR